

AT A GLANCE:

8,740

VOLUNTEER
HOURS

699

TOTAL ACTIVE
VOLUNTEERS


562

LIVES SAVED
BY FOSTER

110

FOSTER
FAMILIES


INCOMING



TOTAL

OWNER SURRENDER	116	107	14	0	237
PUBLIC DROP OFF	596	479	9	0	1084
ANIMAL CONTROL INTAKE	749	438	17	138	1342
RETURNED ADOPTION	98	26	1	0	125
BORN IN AGHS CARE	31	10	0	0	41
TRANSFERRED IN	3	2	11	0	16
TOTAL	1593	1062	52	138	2845

OUTGOING



TOTAL

ADOPTIONS	760	645	41	0	1446
RETURN TO OWNER	402	67	0	0	469
TRANSFER OUT	178	2	6	0	186
EUTHANIZED	241	319	3	135	698
DIED	3	39	0	2	44
TOTAL	1584	1072	50	137	2843

*Euthanasia numbers include owner-surrender euthanasia requests, rabies testing, dangerous or feral animals, and sick/injured pets without fosters.

*Died numbers include animals born dead.

*Outcome numbers differ from Intake numbers due to animals coming in during the previous year still in our care, or animal intake via service (Victims' Assistance or owner brought in for Rabies Observation.)

FISCAL YEAR FINANCIAL REPORT



We completed our annual audit and are proud to report that we are in sound financial condition. As you can see, we rely on donations, both monetary and in-kind, to do the majority of our work to help the lost and homeless pets in Aggieland. Because of this strong community support, we are able to accomplish our mission. Our tax return (IRS 990) and the annual audit are available on our website at www.aggielandhumane.org/about-us.



COMMUNITY SUPPORT REVENUE

Direct mail and email campaigns, unsolicited support, memorial and tribute donations, grants from foundations, corporate sponsorships, gifts from estates and life insurance, donor advised funds at the Brazos Valley Community Foundation, Wiener Fest, Bark Leaders, Purrfect Pageant, Lemonade Day, and Inspiring Tails Luncheon.



PROGRAM SERVICES REVENUE

Adoption revenue, return-to-owner fees, surrender fees, microchip and Brazos County tag revenue, the City of College Station and Brazos County shelter fees for services, volunteer orientation fees, and t-shirt and merchandise sale.

OTHER REVENUE SOURCES

Investment gains and oil and gas revenue.

TOTAL INCOME
\$2,127,475

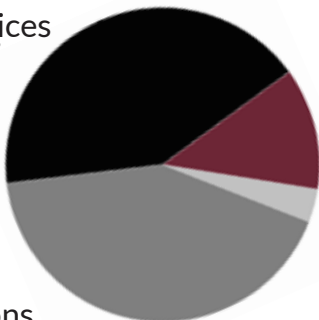
TOTAL EXPENSE
\$1,604,161

Fees for Services
\$896,917

In-Kind
\$267,418

Other
\$72,665

Donations
\$890,475

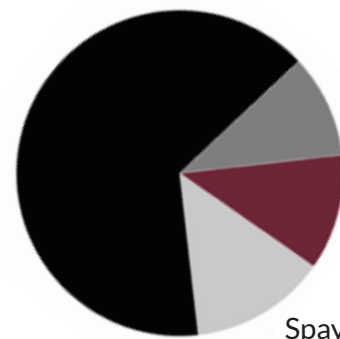


Animal Care
\$1,039,156

Fundraising
\$164,649

Administration
\$184,164

Spay/Neuter Unit
\$216,192



YOUR IMPACT

Many lost and homeless pets come to Aggieland Humane in need. Providing these pets with food, medicine, foster care, enrichment activities, and other critical resources would not be possible without **YOU!** Partnerships between individuals, businesses, organizations, and foundations are the lifeblood of everyday efforts to rescue pets.

This past year YOU continued to build these relationships by speaking out for pets who cannot speak for themselves! Your commitment to be an advocate for lost and homeless pets gives them a second chance at finding their forever homes.

YOU have impacted the lives of countless pets and their loved ones. Because of **YOU**, our community is a more caring place. Because of **YOU** they have hope. **THANK YOU!**

IN FISCAL YEAR 2017-2018, YOU:

- **Raised \$584,040** to fund vital, life-saving support for pets.
- **Pledged** an additional \$ 595,210 to be paid over the next several years.
- **Brought to 59:** the number of regular monthly, quarterly, and annual donors (not member of the Inspiring Tails Giving Circle) – members of our **Pet Pals Circle**.
- **Brought to 117:** the number in our **Inspiring Tails Giving Circle** – members who pledged a minimum gift of \$1,000 a year for 5 years.
- **Rescued:** some of the most special pets in need. Thanks to YOU these pets get to spend their days in loving homes.

EVERY CAT, DOG, KITTEN, AND PUPPY HERE AT AGGIELAND HUMANE THINKS YOU ARE PAW-SITIVELY AMAZING!

